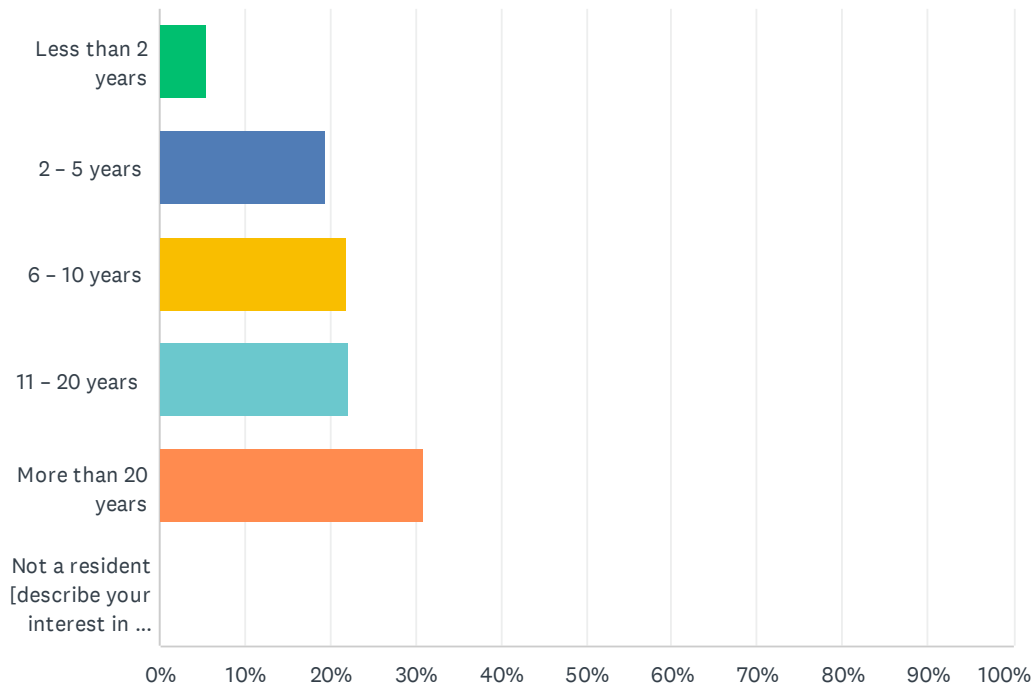


Q1 How long have you lived in East Grand Rapids?

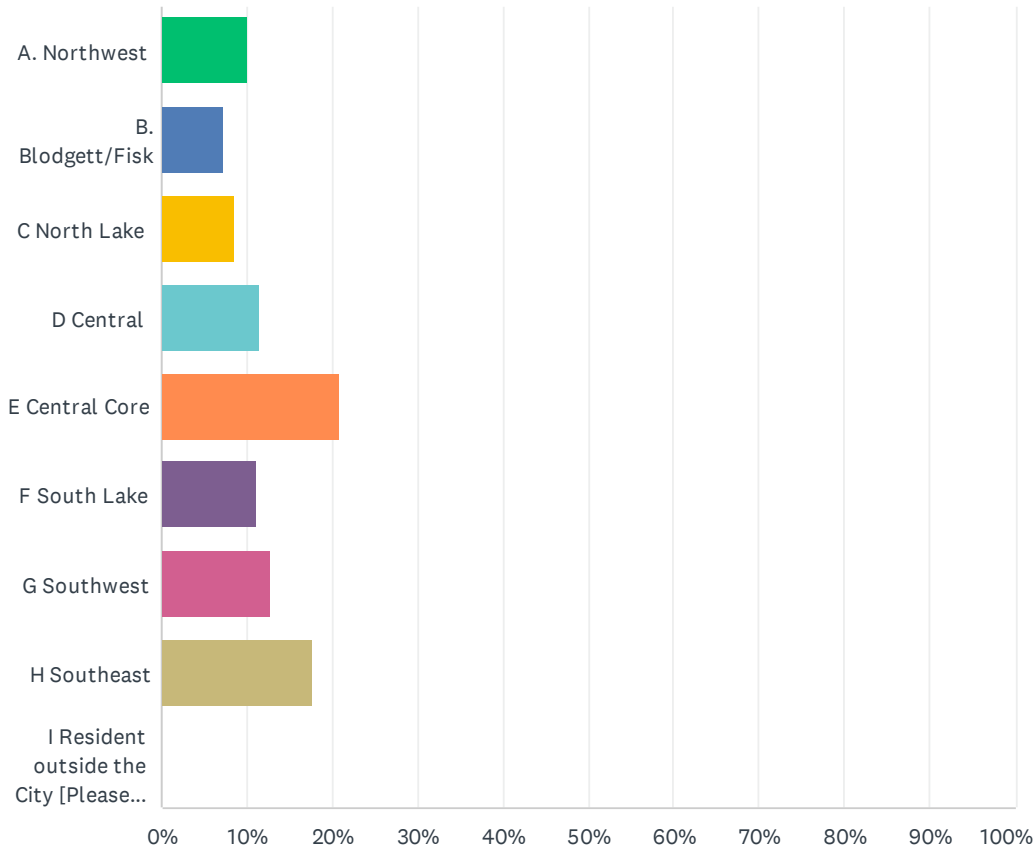
Answered: 529 Skipped: 8



ANSWER CHOICES	RESPONSES	
Less than 2 years	5.48%	29
2 – 5 years	19.47%	103
6 – 10 years	21.93%	116
11 – 20 years	22.12%	117
More than 20 years	31.00%	164
Not a resident [describe your interest in the City]	0.00%	0
TOTAL		529

Q2 Please mark the letter below corresponding to the area on the map in which you live.

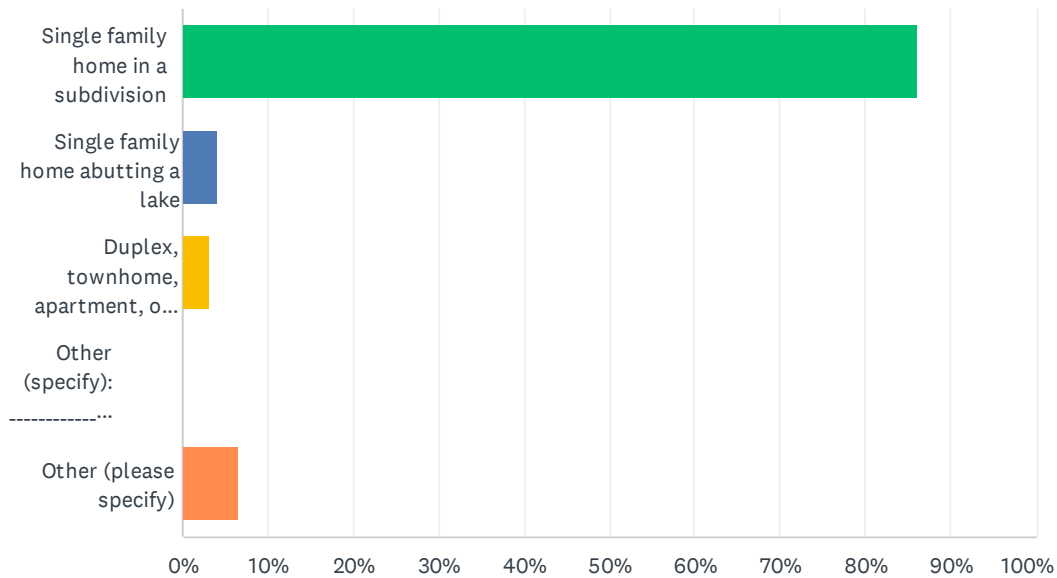
Answered: 524 Skipped: 13



ANSWER CHOICES	RESPONSES	
A. Northwest	10.11%	53
B. Blodgett/Fisk	7.25%	38
C North Lake	8.59%	45
D Central	11.45%	60
E Central Core	20.99%	110
F South Lake	11.07%	58
G Southwest	12.79%	67
H Southeast	17.75%	93
I Resident outside the City [Please indicate location of residency]: _____	0.00%	0
TOTAL		524

Q3 Which of the following best describes your current place of residence?

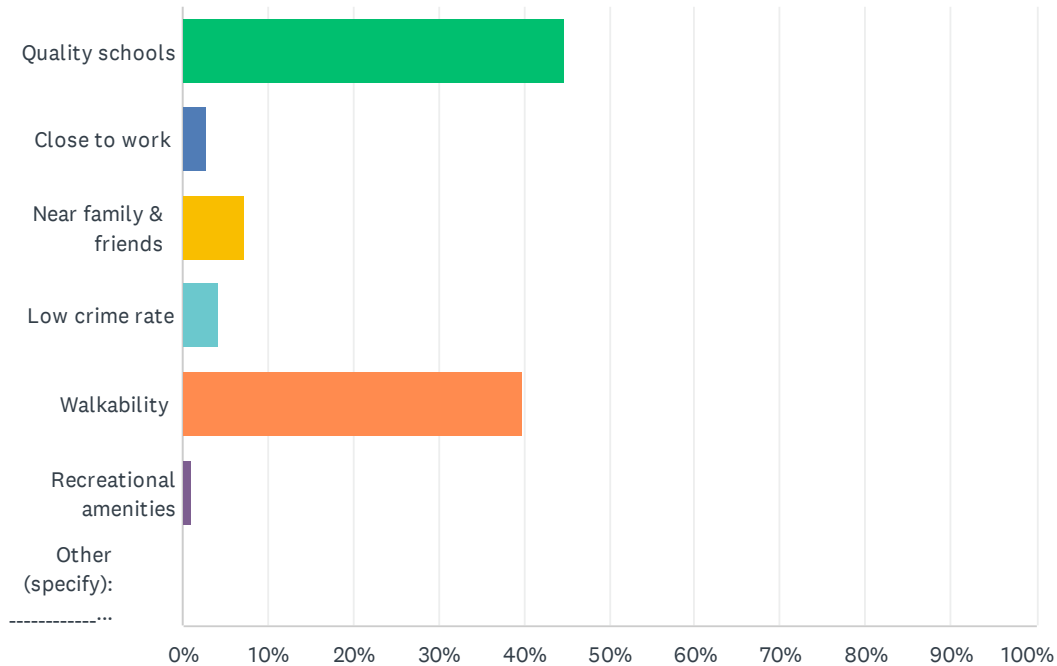
Answered: 534 Skipped: 3



ANSWER CHOICES	RESPONSES	
Single family home in a subdivision	86.14%	460
Single family home abutting a lake	4.12%	22
Duplex, townhome, apartment, or condominium	3.18%	17
Other (specify): _____	0.00%	0
Other (please specify)	6.55%	35
TOTAL		534

Q4 Please mark the ONE reason below that best describes why you live in or moved to East Grand Rapids:

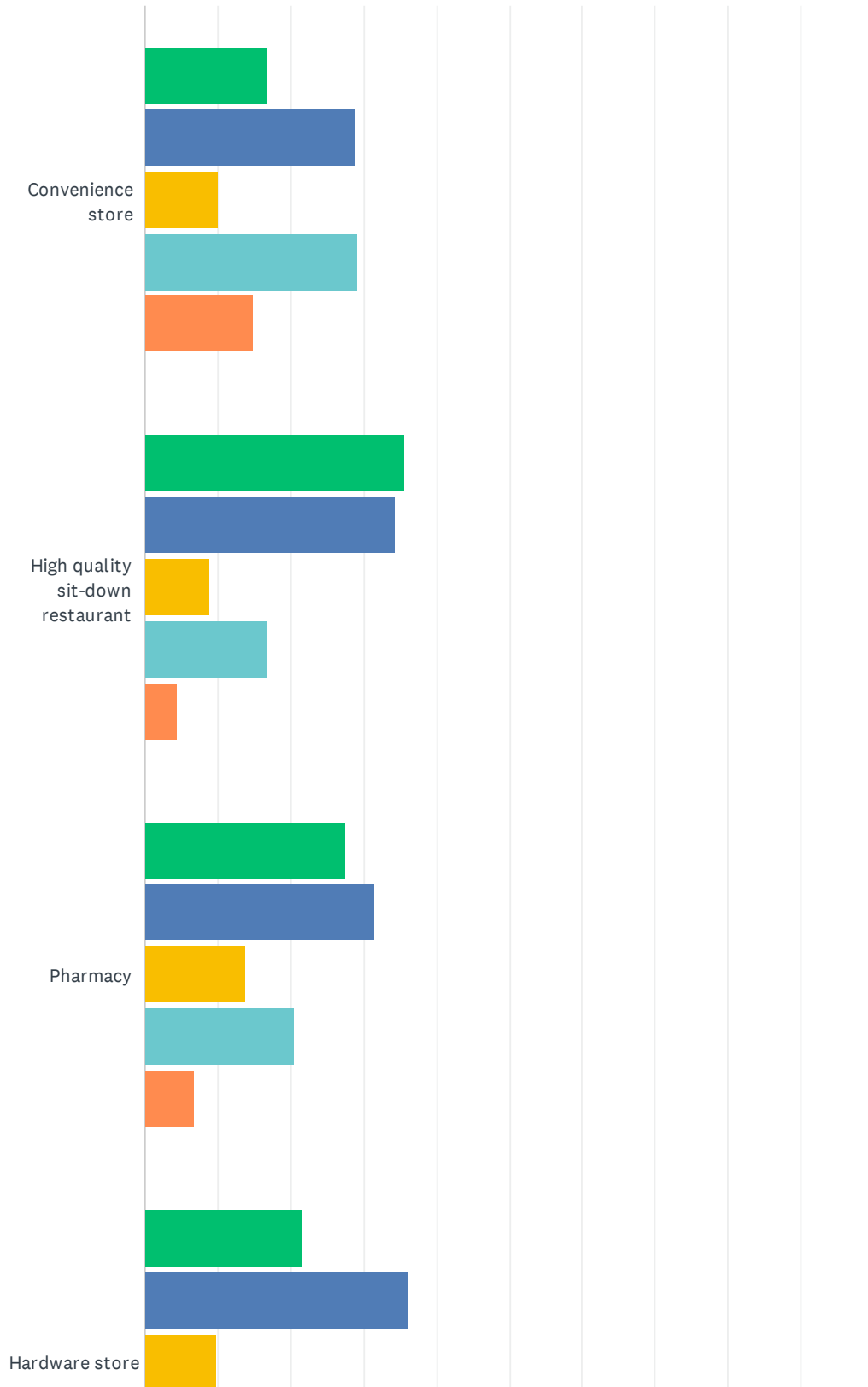
Answered: 513 Skipped: 24



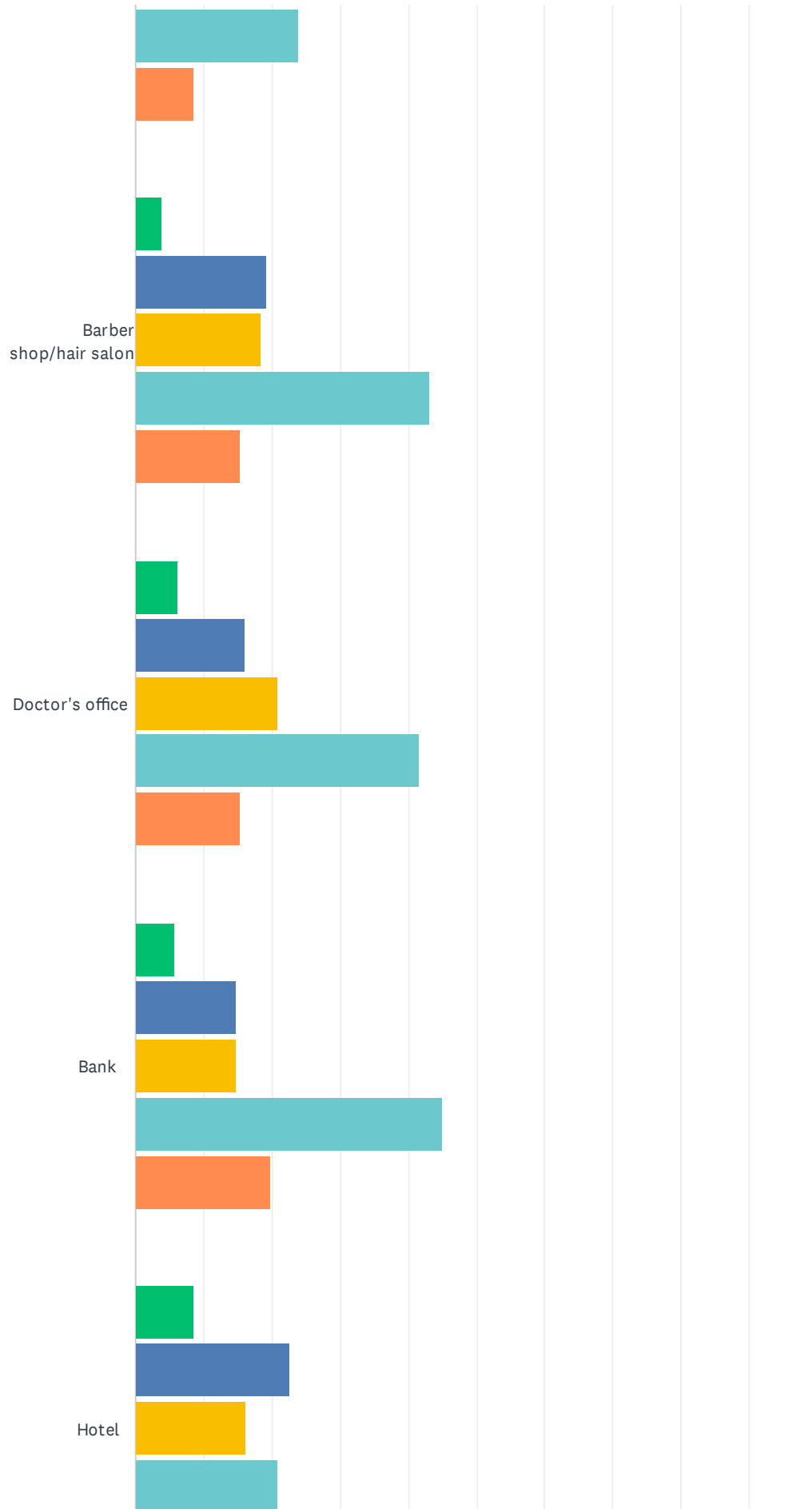
ANSWER CHOICES	RESPONSES	
Quality schools	44.83%	230
Close to work	2.73%	14
Near family & friends	7.21%	37
Low crime rate	4.29%	22
Walkability	39.96%	205
Recreational amenities	0.97%	5
Other (specify): _____	0.00%	0
TOTAL		513

Q5 If new businesses were to locate in Gaslight Village, to what extent would the following be desired?

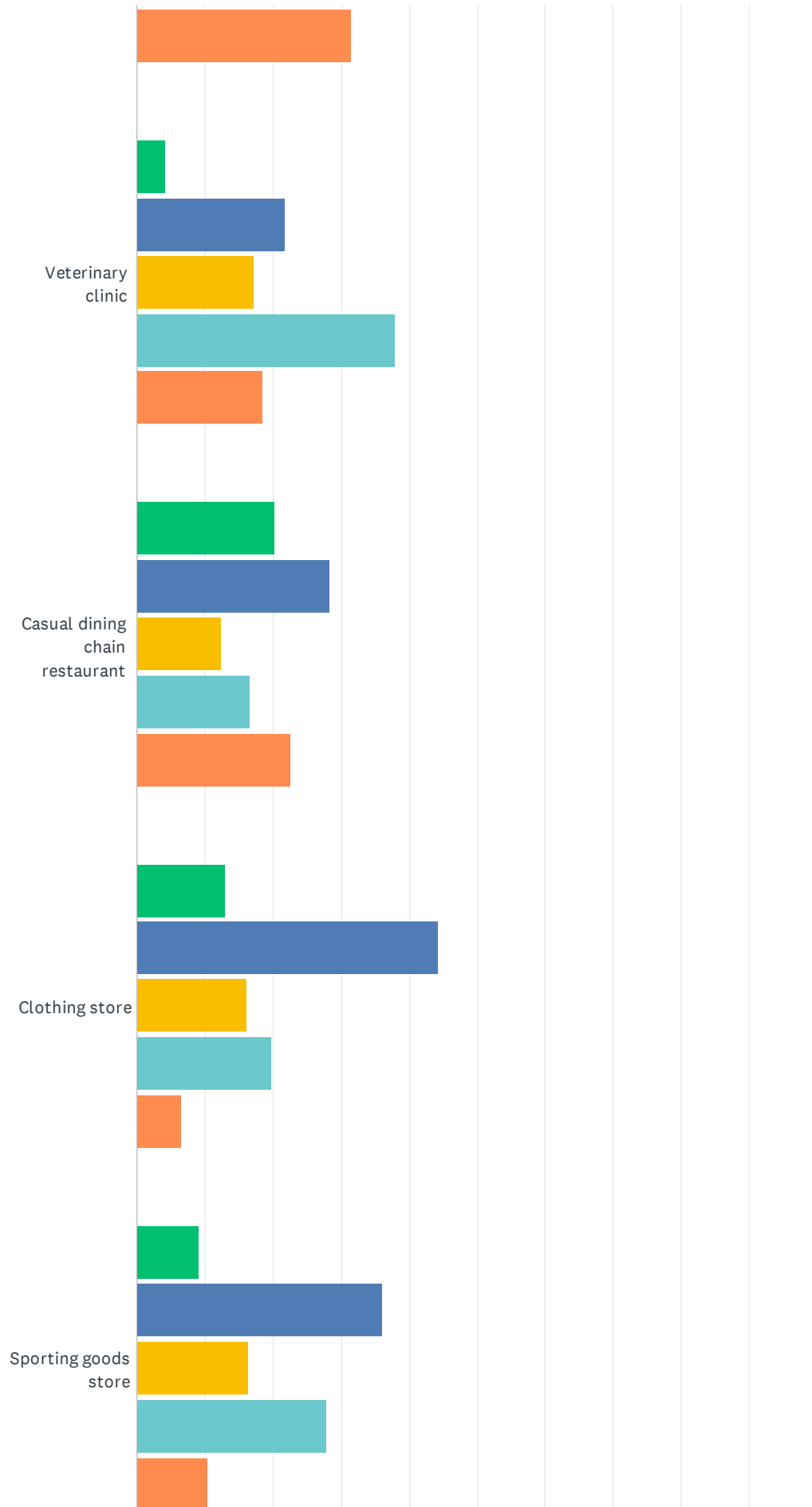
Answered: 534 Skipped: 3



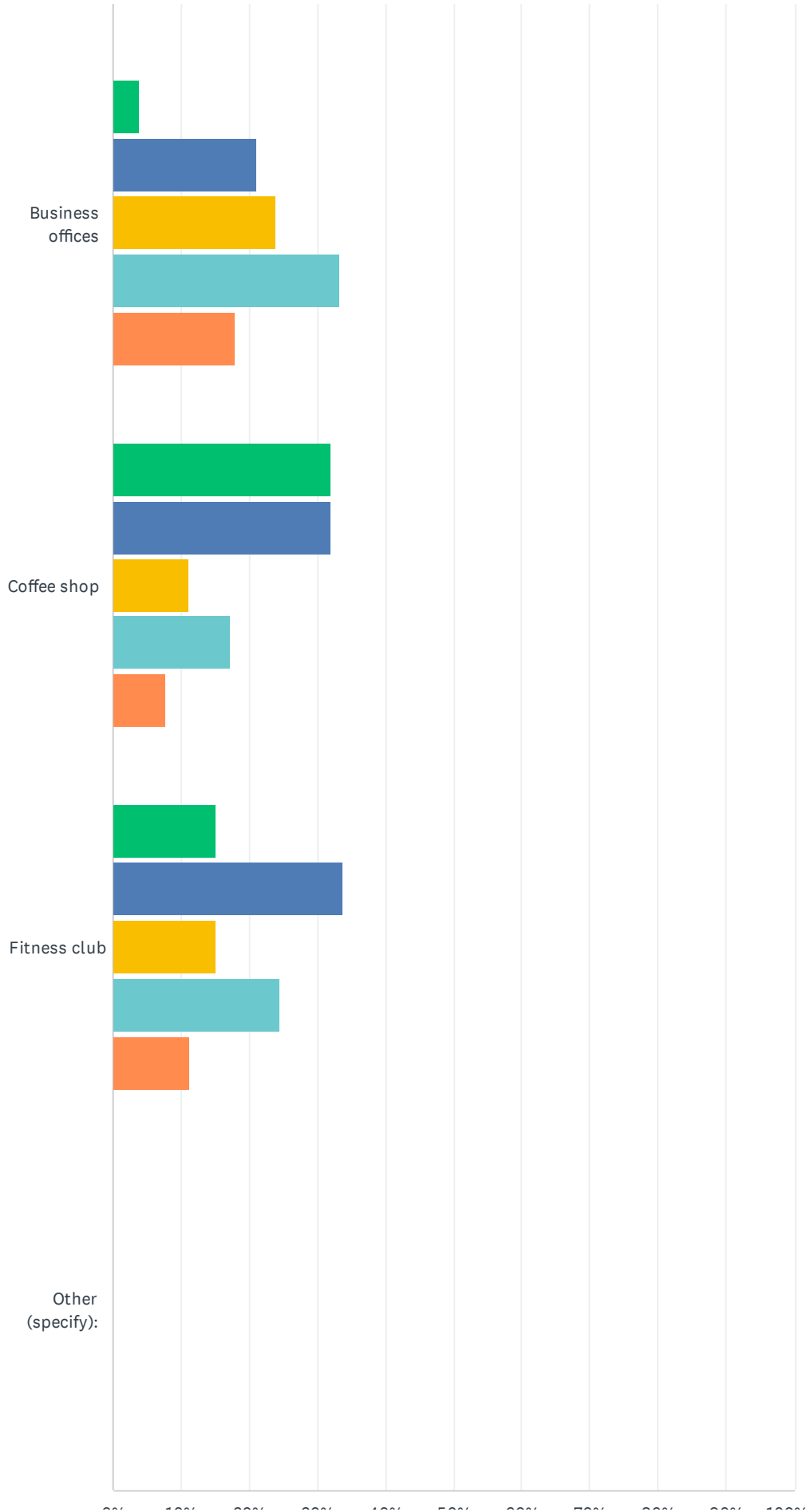
Community Opinion Survey



Community Opinion Survey



Community Opinion Survey



Community Opinion Survey

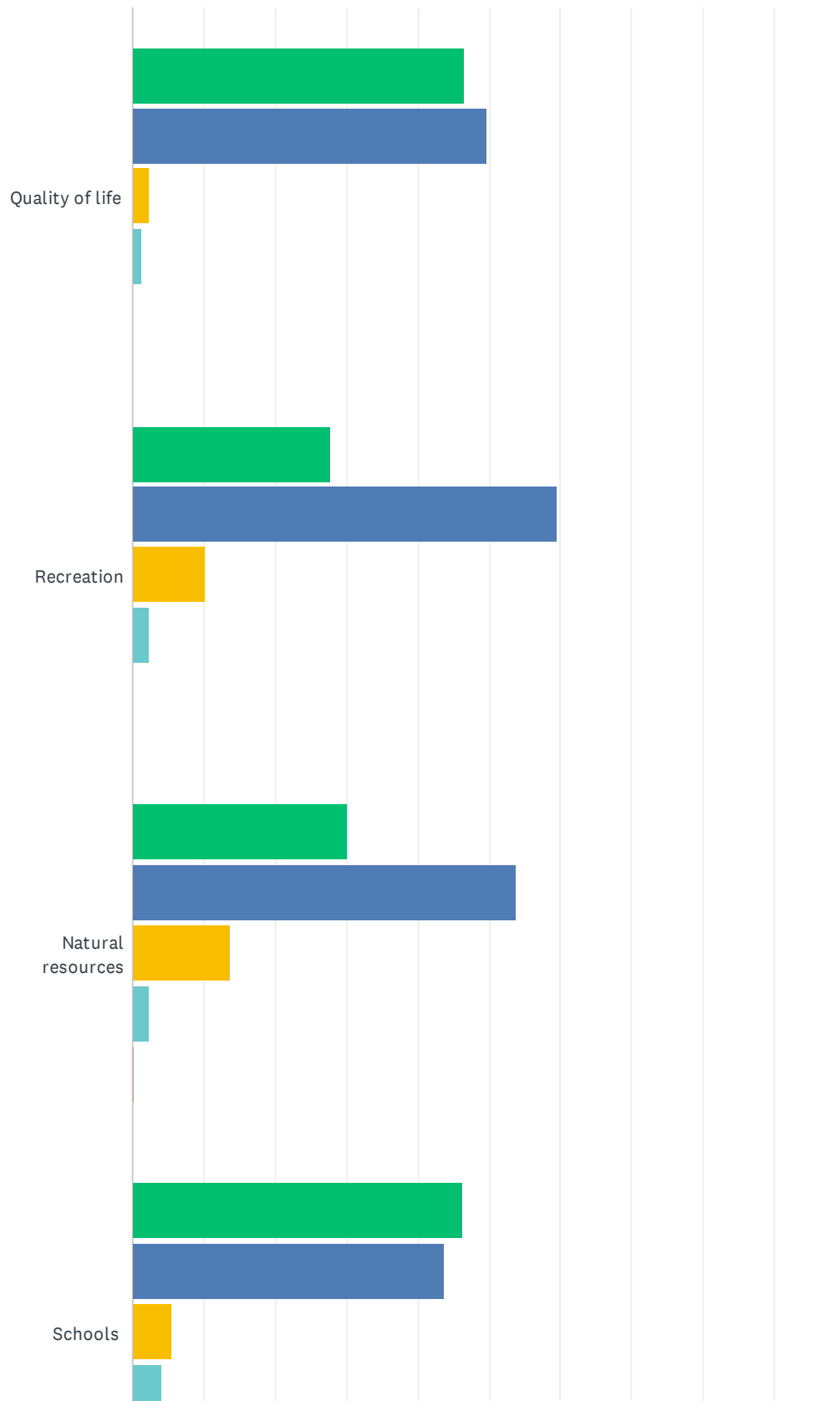
0% 10% 20% 30% 40% 50% 60% 70% 80% 90% 100%

■ Strong desi...
 ■ Some desire
 ■ Unsure
 ■ No desire
■ Not wanted

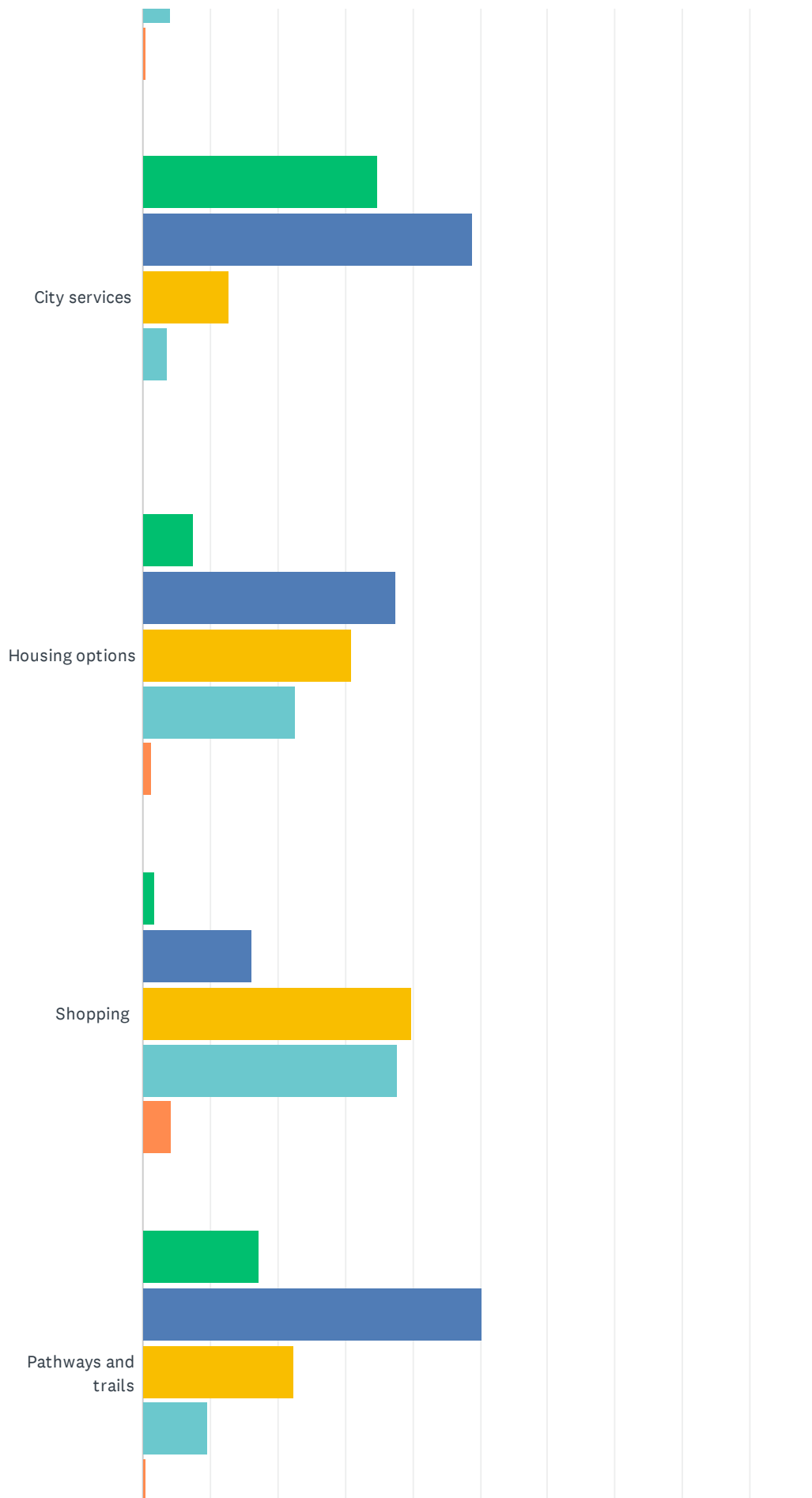
	STRONG DESIRE	SOME DESIRE	UNSURE	NO DESIRE	NOT WANTED	TOTAL	WEIGHTED AVERAGE
Convenience store	16.93% 87	28.99% 149	9.92% 51	29.18% 150	14.98% 77	514	2.96
High quality sit-down restaurant	35.52% 184	34.36% 178	8.88% 46	16.80% 87	4.44% 23	518	2.20
Pharmacy	27.41% 142	31.47% 163	13.90% 72	20.46% 106	6.76% 35	518	2.48
Hardware store	21.46% 112	36.21% 189	9.77% 51	23.95% 125	8.62% 45	522	2.62
Barber shop/hair salon	3.91% 20	19.14% 98	18.36% 94	43.16% 221	15.43% 79	512	3.47
Doctor's office	6.24% 32	15.98% 82	20.86% 107	41.52% 213	15.40% 79	513	3.44
Bank	5.85% 30	14.62% 75	14.62% 75	45.03% 231	19.88% 102	513	3.58
Hotel	8.62% 45	22.61% 118	16.28% 85	20.88% 109	31.61% 165	522	3.44
Veterinary clinic	4.27% 22	21.75% 112	17.28% 89	38.06% 196	18.64% 96	515	3.45
Casual dining chain restaurant	20.19% 105	28.27% 147	12.31% 64	16.73% 87	22.50% 117	520	2.93
Clothing store	13.10% 68	44.32% 230	16.18% 84	19.85% 103	6.55% 34	519	2.62
Sporting goods store	9.11% 47	36.05% 186	16.47% 85	27.91% 144	10.47% 54	516	2.95
Business offices	3.88% 20	21.17% 109	23.88% 123	33.20% 171	17.86% 92	515	3.40
Coffee shop	32.05% 166	32.05% 166	11.00% 57	17.18% 89	7.72% 40	518	2.36
Fitness club	15.19% 79	33.65% 175	15.19% 79	24.62% 128	11.35% 59	520	2.83
Other (specify):	0.00% 0	0.00% 0	0.00% 0	0.00% 0	0.00% 0	0	0.00

Q6 Rate the following East Grand Rapids Characteristics

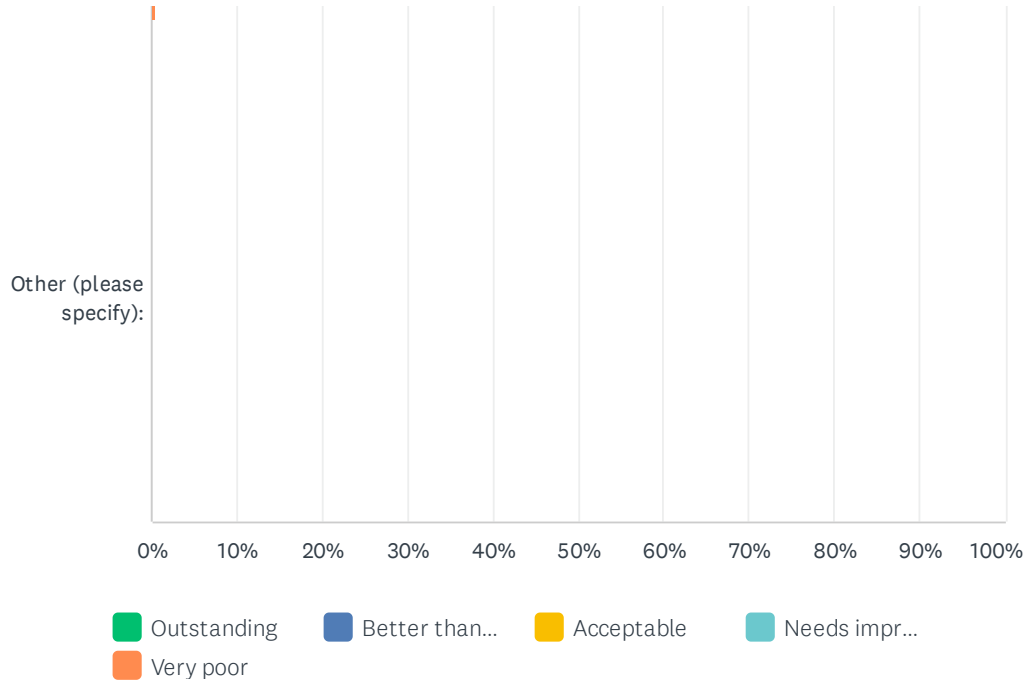
Answered: 536 Skipped: 1



Community Opinion Survey



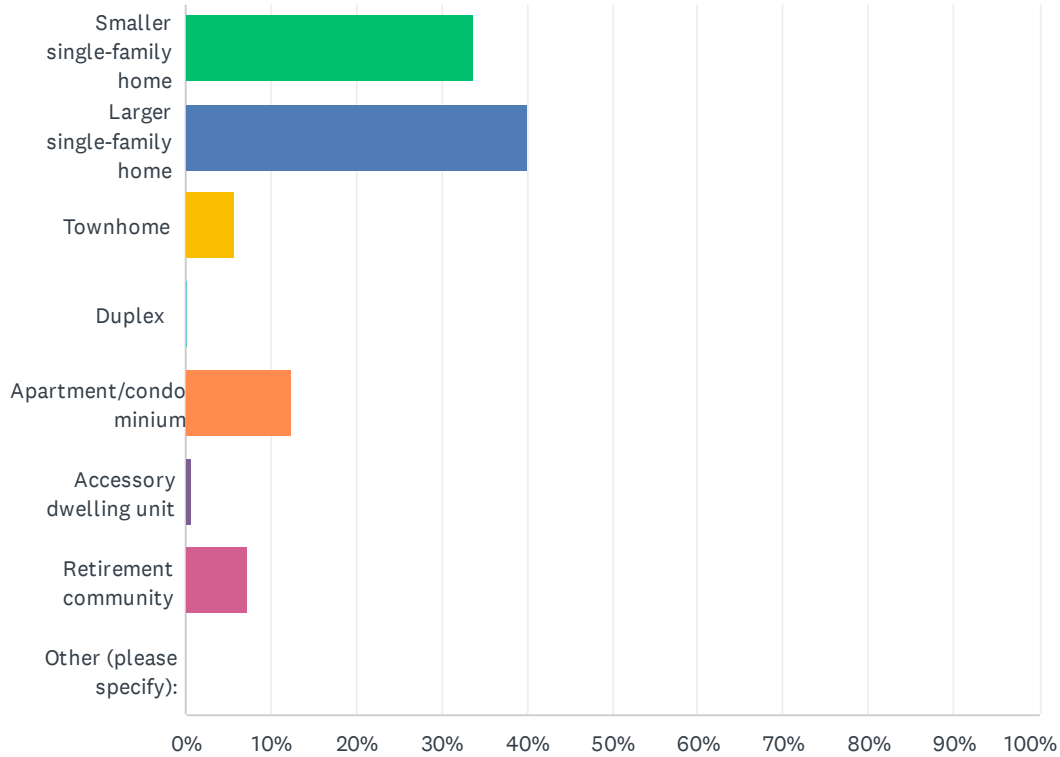
Community Opinion Survey



	OUTSTANDING	BETTER THAN AVERAGE	ACCEPTABLE	NEEDS IMPROVEMENT	VERY POOR	TOTAL	WEIGHTED AVERAGE
Quality of life	46.54% 249	49.72% 266	2.43% 13	1.31% 7	0.00% 0	535	1.59
Recreation	27.77% 148	59.47% 317	10.32% 55	2.44% 13	0.00% 0	533	1.87
Natural resources	30.08% 160	53.76% 286	13.72% 73	2.26% 12	0.19% 1	532	1.89
Schools	46.33% 246	43.69% 232	5.46% 29	4.14% 22	0.38% 2	531	1.69
City services	34.83% 186	48.88% 261	12.73% 68	3.56% 19	0.00% 0	534	1.85
Housing options	7.52% 40	37.59% 200	31.02% 165	22.56% 120	1.32% 7	532	2.73
Shopping	1.69% 9	16.29% 87	39.89% 213	37.83% 202	4.31% 23	534	3.27
Pathways and trails	17.33% 92	50.28% 267	22.41% 119	9.60% 51	0.38% 2	531	2.25
Other (please specify):	0.00% 0	0.00% 0	0.00% 0	0.00% 0	0.00% 0	0	0.00

Q7 If you chose to move from your current residence, which of the following would you seek? (select ONE)

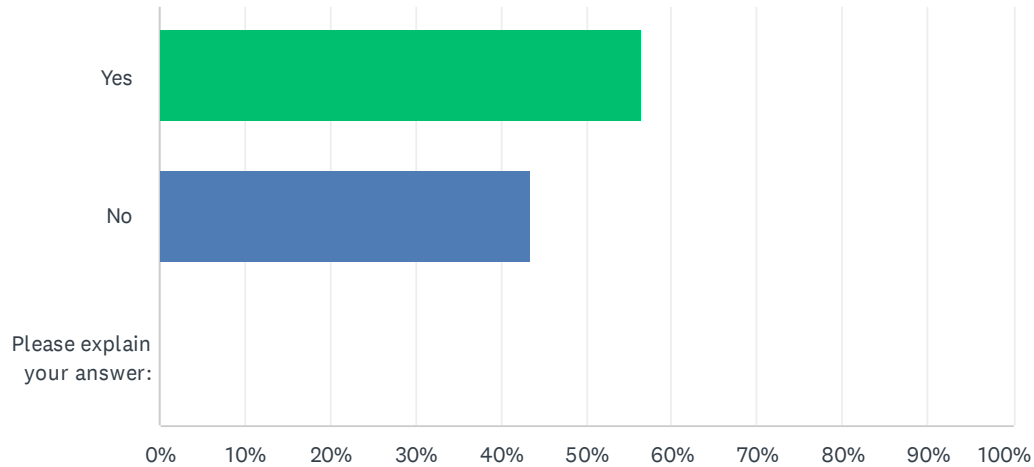
Answered: 490 Skipped: 47



ANSWER CHOICES	RESPONSES	
Smaller single-family home	33.67%	165
Larger single-family home	40.00%	196
Townhome	5.71%	28
Duplex	0.20%	1
Apartment/condominium	12.45%	61
Accessory dwelling unit	0.61%	3
Retirement community	7.35%	36
Other (please specify):	0.00%	0
TOTAL		490

Q8 If you did move from your current residence, would you stay in East Grand Rapids?

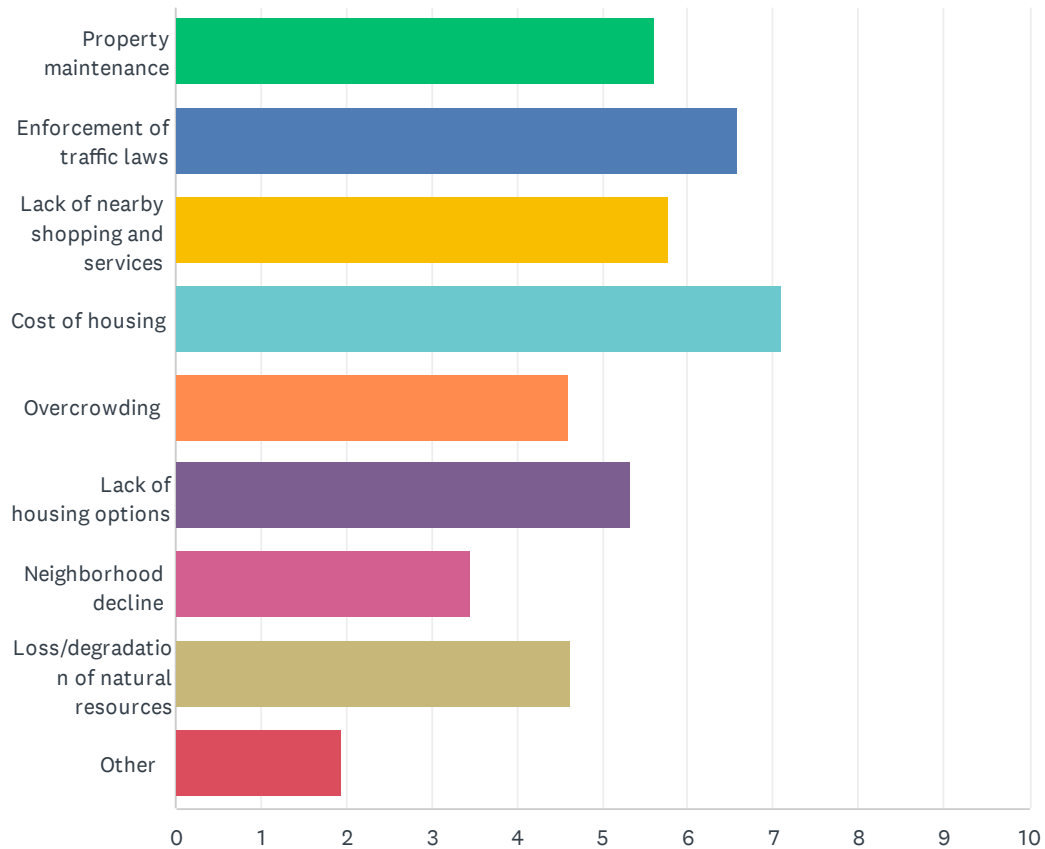
Answered: 512 Skipped: 25



ANSWER CHOICES		RESPONSES	
Yes		56.45%	289
No		43.55%	223
Please explain your answer:		0.00%	0
TOTAL			512

Q9 Please arrange the following concerns [using the arrows on the right] about living in East Grand Rapids in order of seriousness, from the most serious (1) to least serious (9)

Answered: 528 Skipped: 9



Community Opinion Survey

	1	2	3	4	5	6	7	8	9	TOTAL	SCORE
Property maintenance	5.87% 31	11.36% 60	14.58% 77	19.51% 103	21.21% 112	14.58% 77	7.58% 40	4.55% 24	0.76% 4	528	5.6
Enforcement of traffic laws	26.70% 141	16.29% 86	14.58% 77	12.88% 68	9.47% 50	8.90% 47	4.55% 24	4.73% 25	1.89% 10	528	6.5
Lack of nearby shopping and services	8.33% 44	16.67% 88	16.48% 87	14.39% 76	17.99% 95	10.23% 54	5.87% 31	8.52% 45	1.52% 8	528	5.7
Cost of housing	35.98% 190	18.18% 96	13.07% 69	11.55% 61	7.39% 39	6.25% 33	4.73% 25	1.52% 8	1.33% 7	528	7.1
Overcrowding	5.30% 28	6.63% 35	8.14% 43	10.23% 54	14.58% 77	19.89% 105	20.83% 110	11.55% 61	2.84% 15	528	4.6
Lack of housing options	4.36% 23	17.42% 92	14.58% 77	11.36% 60	11.36% 60	15.53% 82	14.39% 76	9.66% 51	1.33% 7	528	5.3
Neighborhood decline	2.84% 15	3.60% 19	5.49% 29	5.30% 28	4.73% 25	11.55% 61	26.52% 140	32.39% 171	7.58% 40	528	3.4
Loss/degradation of natural resources	6.06% 32	8.33% 44	10.98% 58	11.74% 62	11.36% 60	11.55% 61	13.83% 73	22.54% 119	3.60% 19	528	4.6
Other	4.55% 24	1.52% 8	2.08% 11	3.03% 16	1.89% 10	1.52% 8	1.70% 9	4.55% 24	79.17% 418	528	1.9

Q10 What THREE words would you use to describe what you like BEST about living in East Grand Rapids?

Answered: 537 Skipped: 0

RESPONSES (537)

WORD CLOUD

TAGS (0)

THEMATIC ANALYSIS

Beta

Cloud View

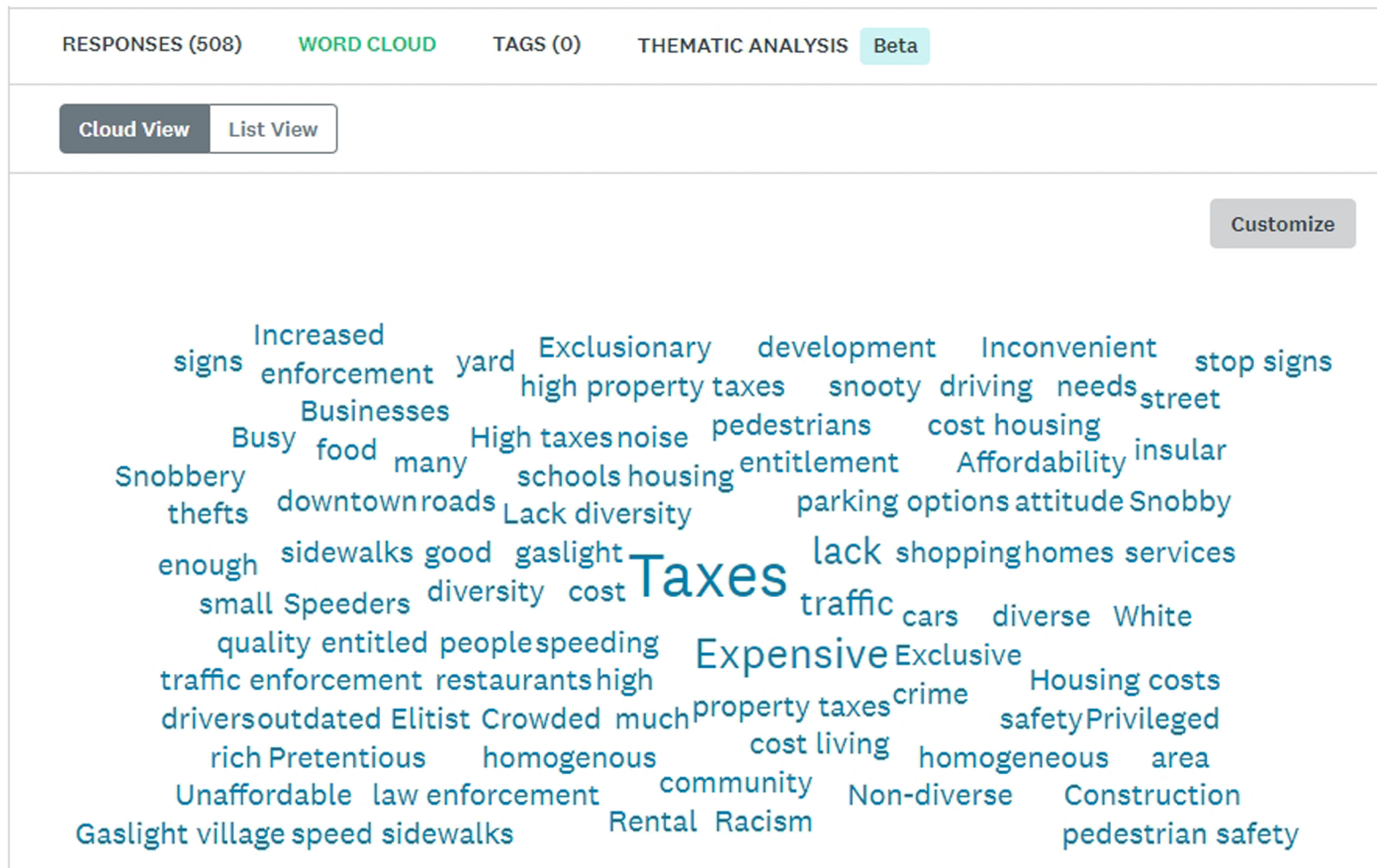
List View

Customize

Walkability Gaslight Stability Quaint local connected
Charming Safe clean trees Walk ability live neighborly value amenities
resources neighbors active Walkability safety library educated
Peaceful fun Convenience Walkable Safe lake safety Small beauty
natural services nature community friendly people lake trail
Walk bike access family Beautiful friends houses
Sidewalks good parks Walkability s schools location proximity
progressive Walkable safe Walking Walkability Schools city homes
quiet close Clean Pretty convenient feel education Quality
city services friendliness accessibility Nice downtown Sense community
Quality life Character recreation natural beauty family-friendly

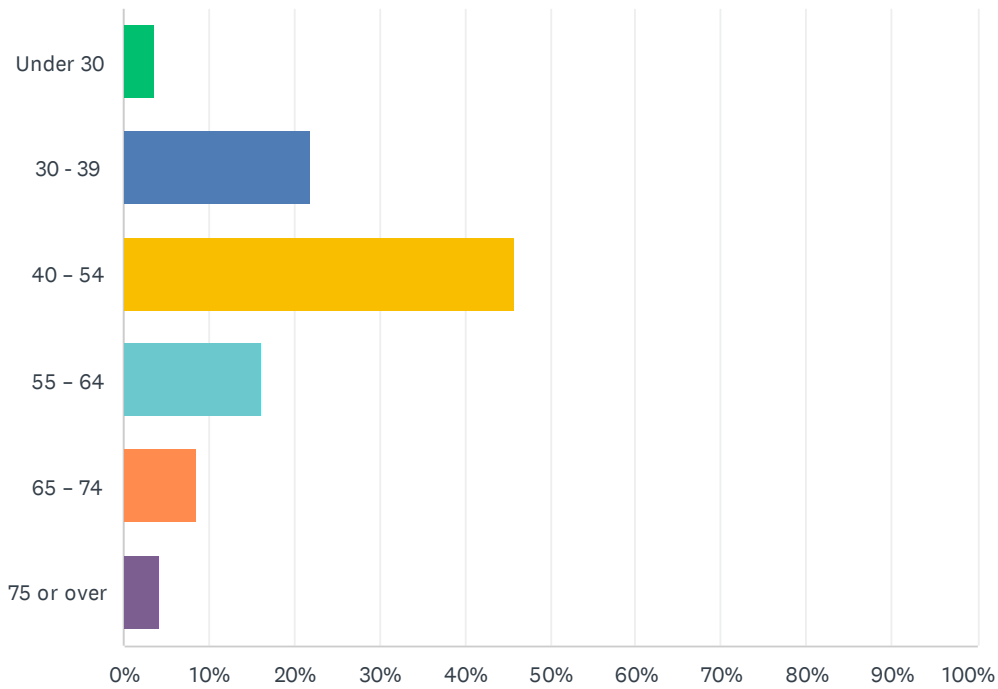
Q11 What THREE words would you use to describe what you like LEAST about living in East Grand Rapids?

Answered: 508 Skipped: 29



Q12 Please mark your age group:

Answered: 535 Skipped: 2



ANSWER CHOICES	RESPONSES	
Under 30	3.55%	19
30 - 39	22.06%	118
40 – 54	45.79%	245
55 – 64	16.26%	87
65 – 74	8.60%	46
75 or over	4.30%	23
Total Respondents: 535		